




6B7

6B7

DUPLEX-DIODE PENTODE

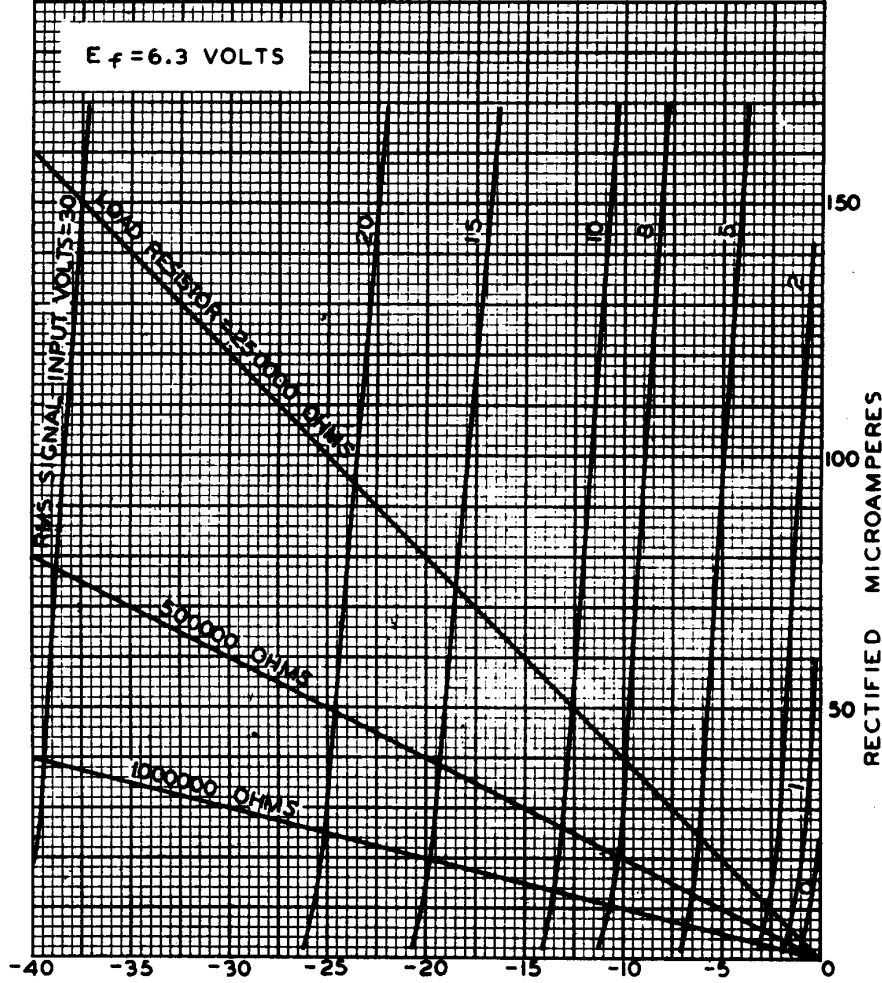
Heater	Coated Unipotential Cathode	
Voltage	6.3	a-c or d-c volts
Current	0.3	amp.
Direct Interelectrode Capacitances - Pentode Unit:		
Grid to Plate (with shield-can)	0.007	μ f
Input	3.5	μ f
Output	9.5	μ f
Overall Length	4-9/32" to 4-17/32"	
Maximum Diameter	1-9/16"	
Bulb	ST-12	
Cap	Small Metal	
Base	Small 7-Pin	
Pin 1 - Heater	Pin 5 - Diode Plate #1	
Pin 2 - Plate	Pin 6 - Cathode	
Pin 3 - Screen	Pin 7 - Heater	
Pin 4 - Diode Plate #2	Cap - Grid	



Requires different socket than Medium 7-Pin Base.

For additional data, refer to type 6B8-G and to RESISTANCE-COUPLED AMPLIFIER CHART; for additional curves, to types 2B7 and 6B8-G; and for circuits to type 2B7.

AVERAGE CHARACTERISTICS HALF-WAVE RECTIFICATION-SINGLE DIODE UNIT



APRIL 20, 1938

D-C VOLTS DEVELOPED BY DIODE

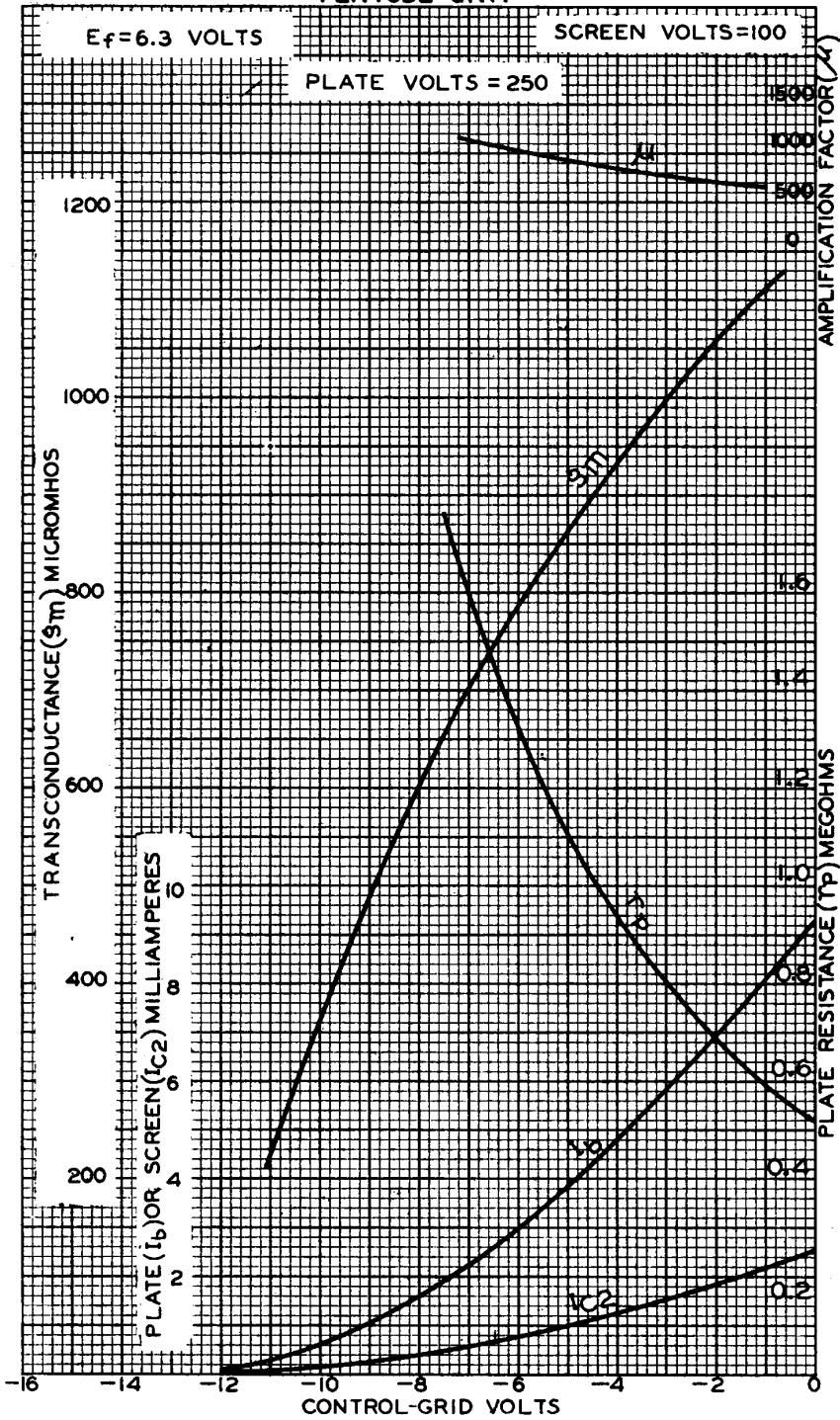
RCA RADOTRON DIVISION
RCA MANUFACTURING COMPANY, INC.

92S-5278R1

6B7



AVERAGE CHARACTERISTICS PENTODE UNIT



FEB. 25, 1937

RCA RADIOTRON DIVISION
RCA MANUFACTURING COMPANY, INC.

92C-4745