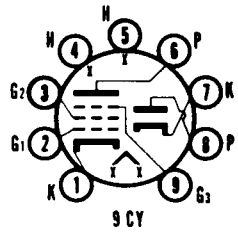




**SYLVANIA TYPE 6AM8  
6AM8A  
5AM8**



**DIODE PENTODE**

**MECHANICAL DATA**

Bulb.....	T-6 1/2, Outline 6-2
Base.....	Small Button 9-Pin
Basing.....	9CY
Mounting Position.....	Any

**ELECTRICAL DATA**

<b>HEATER CHARACTERISTICS</b>	<b>5AM8</b>	<b>6AM8A</b>	<b>6AM8</b>
Heater Voltage.....	4.7	6.3	6.3 Volts
Heater Current.....	600	450	450 Ma
Heater Warm-up Time.....	11	11	Seconds
Maximum Heater-Cathode Voltage			
Total D C and Peak.....			200 Volts
D C, Heater Positive with Respect to Cathode.....			100 Volts

**DIRECT INTERELECTRODE CAPACITANCES**

<b>Pentode</b>	<b>Shielded</b>	
Grid to Plate.....	0.015 $\mu\mu\text{f}$	Max
Input.....	6.5 $\mu\mu\text{f}$	
Output.....	2.6 $\mu\mu\text{f}$	
<b>Diode</b>		
Input: p to (h+k).....	1.8 $\mu\mu\text{f}$	
Cathode to (h+p).....	3.0 $\mu\mu\text{f}$	
Coupling: (diode p to pentode p).....	0.10 $\mu\mu\text{f}$	
Coupling: (diode p to grid 1).....	0.006 $\mu\mu\text{f}$	
Coupling: (diode k to pentode p).....	0.15 $\mu\mu\text{f}$	

**MAXIMUM RATINGS (Design Center Values)**

Plate Voltage.....	330 Volts
Plate Dissipation.....	3.2 Watts
Grid No. 2 Voltage.....	See Rating Chart
Grid No. 2 Supply Voltage.....	330 Volts
Grid No. 2 Dissipation.....	0.55 Watt
Positive Grid No. 1 Voltage.....	0 Volts
Grid No. 3 Voltage.....	0 Volts
Grid No. 1 Circuit Resistance	
Cathode Bias.....	1.0 Megohm
Fixed Bias.....	0.25 Megohm
Diode Current for Continuous Operation.....	5.0 Ma

**CHARACTERISTICS**

Plate Voltage.....	125 Volts
Grid No. 2 Voltage.....	125 Volts
Grid No. 3 Voltage.....	0 Volts
Cathode Resistor.....	56 Ohms
Plate Current.....	12.5 Ma
Grid No. 2 Current.....	3.2 Ma
Transconductance.....	7800 $\mu\text{mhos}$
Plate Resistance (Approx.).....	0.3 Megohm
Grid No. 1 Voltage for $I_b = 20 \mu\text{a}$ .....	-6 Volts
$I_b$ at ECI = -3 Volts, RK = 0.....	2.0 Ma
Diode Plate Voltage for Diode Current of 50 Ma <sup>2</sup> .....	10 Volts

**NOTES:**

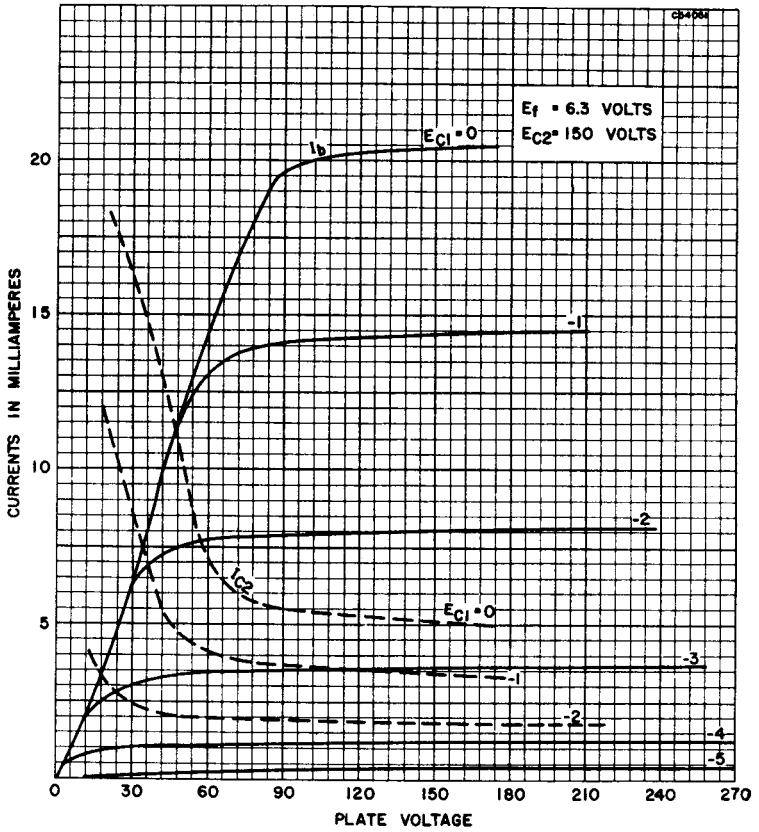
- Shield No. 315.
- Test condition only. Operating conditions must not exceed the design center rating.

**APPLICATION**

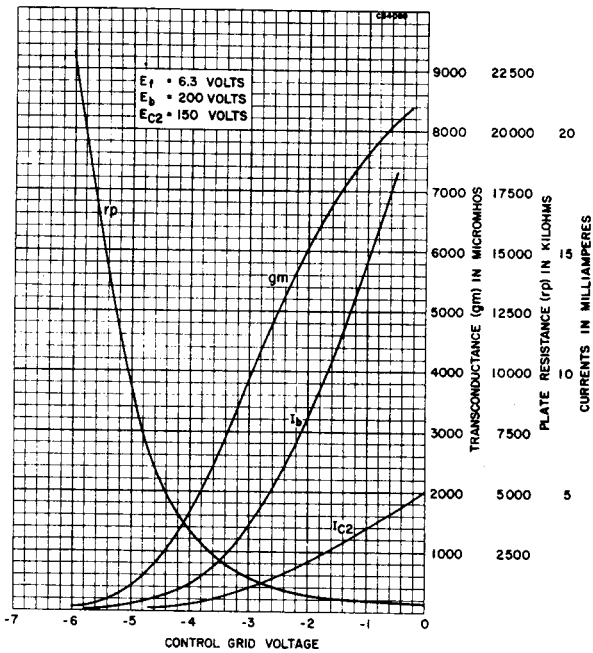
Sylvania Type 6AM8, 6AM8A and 5AM8 are miniature diode-pentodes designed for use as combined video detectors and last if stages. The pentode section has a sharp cutoff characteristic and is similar to the Type 6CB6. The diode is similar to one section of a 6AL5.

# 6AM8, 6AM8A, 5AM8 (Cont'd)

## AVERAGE PLATE CHARACTERISTICS



## AVERAGE TRANSFER CHARACTERISTICS



# 6AM8, 6AM8A, 5AM8 (Cont'd)

## RATING CHART

