



9004

9004

U-H-F DIODE

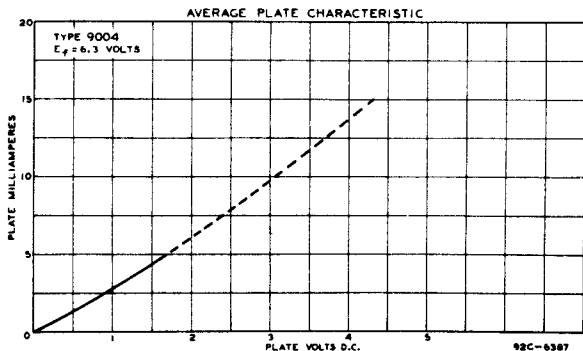
ACORN TYPE

Heater	Coated Unipotential Cathode	
Voltage	6.3	a-c or d-c volts
Current	0.15	amp.
Direct Interelectrode Capacitances: ^o		
Plate to Cathode	1.3	μf
Plate to Heater	0.3 approx.	μf
Heater to Cathode	2.2 approx.	μf
Overall Length	1-7/32" \pm 5/32"	
Overall Diameter	1-3/32" \pm 1/16"	
Bulb	T-4 $\frac{1}{2}$	
RCA Socket	Stock No. 9925	
Mounting Position	Any	

*Maximum Ratings Are Design-Center Values*RECTIFIER

A-C Plate Voltage (RMS)	117 max. volts
D-C Output Current	5 max. ma.

The resonant frequency of the 9004 is approximately 850 Mc.

^oWith no external shield.

Dec. 1, 1942

RCA RADOTRON DIVISION
RCA MANUFACTURING COMPANY, INC.

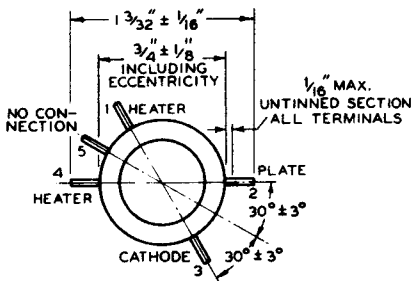
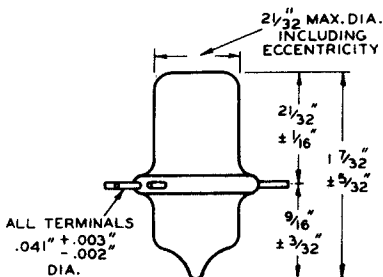
TENTATIVE DATA

9004



9004

U-H-F DIODE



BOTTOM VIEW

92C-6353R1

← Indicates a change.

Dec. 1, 1942

RCA RADOTRON DIVISION
RCA MANUFACTURING COMPANY, INC.

92C-6353R1



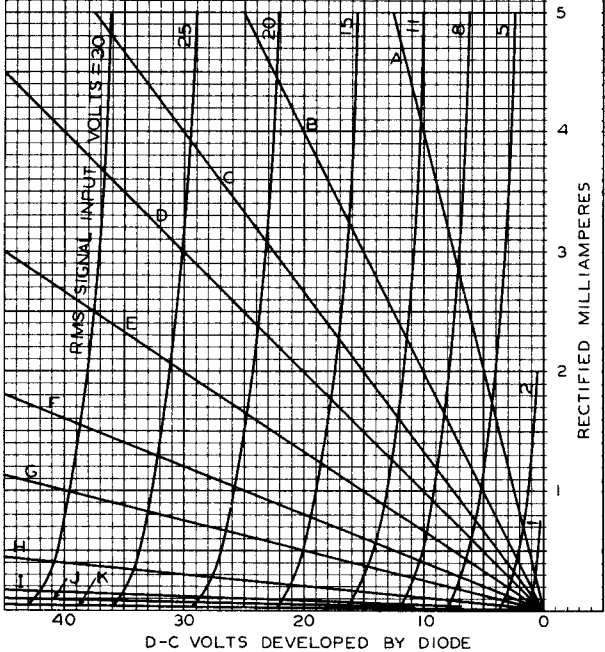
9004

9004

AVERAGE CHARACTERISTICS

 $E_f = 6.3$ VOLTS

CURVE	LOAD RESISTOR OHMS
A	2500
B	5000
C	7500
D	10000
E	15000
F	25000
G	40000
H	100000
I	250000
J	500000
K	1000000



MARCH 18, 1942

RCA RADOTRON DIVISION
RCA MANUFACTURING COMPANY, INC.

92C-6383