

INDICATOR TUBE

Cold cathode side viewing character indicator tube.

QUICK REFERENCE DATA	
Character height	10.5 mm
Characters	- + ~
Supply voltage	V_b min. 170 V
Cathode current	I_k 2 mA

GENERAL

The ZM1081 is provided with a red contrast filter
The ZM1083 is identical to the ZM1081 but has no filter.

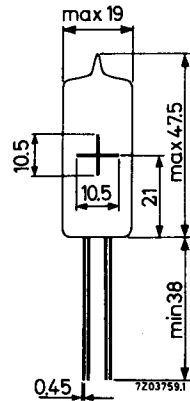
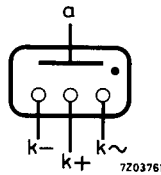
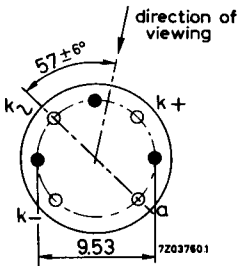
PRINCIPLE OF OPERATION

The tube contains 3 cathodes in the form of the characters -, + and ~ and one common anode.

By applying a suitable voltage between the anode and one of the three cathodes the corresponding character will be covered by a red neon glow.

DIMENSIONS AND CONNECTIONS

Dimensions in mm



Mounting position: any

The characters are viewed through the side of the envelope.

The characters will appear upright (within $\pm 2^\circ$) when the tube is mounted vertically.

Care should be taken not to bend the leads nearer than 1.5 mm from the seals.

The leads are turned and may be dip soldered to a minimum of 5 mm from the seals at a solder temperature of 240 °C for a maximum of 10 seconds.

CHARACTERISTICS, OPERATING CONDITIONS AND LIMITING VALUES

These are essential the same as of type ZM1080.

PHILIPS

Data handbook



Electronic
components
and materials

ZM1081 ZM1083

page	sheet	date
1	1	1970.04
2	2	1970.04
3	FP	2000.04.21