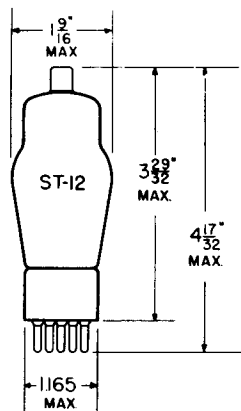


**TUNG-SOL**



**2A6, 75**

SMALL METAL  
CAP

**DUO-DIODE  
HIGH-MU TRIODE AMPLIFIER**

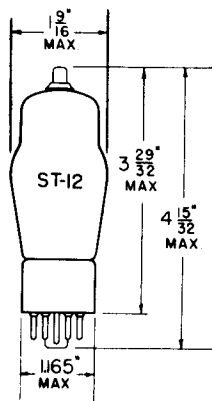
COATED UNIPOTENTIAL CATHODE

<b>2A6</b>	2.5 VOLTS	0.8 AMPERE
<b>75</b>	6.3 VOLTS	0.3 AMPERE
<b>6B6G</b>	6.3 VOLTS	0.3 AMPERE

AC OR DC

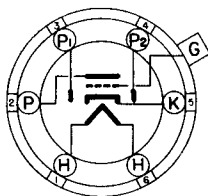
GLASS BULB

ANY MOUNTING POSITION




**6B6G**

SKIRTED MINIATURE  
CAP



**BOTTOM VIEW**

SMALL  
6-PIN BASE



**BOTTOM VIEW**

SMALL  
7-PIN OCTAL BASE

THE 2A6, 6B6G AND 75 COMBINE TWO DIODES AND A HIGH-MU TRIODE IN A SINGLE BULB, USING A COMMON CATHODE. THEY ARE DESIGNED FOR USE AS DIODE DETECTORS, AVC RECTIFIERS AND RESISTANCE COUPLED AMPLIFIERS.

**RATINGS**

INTERPRETED ACCORDING TO RMA STANDARD NB-210

MAXIMUM PLATE VOLTAGE	250	VOLTS
MINIMUM DIODE CURRENT PER PLATE WITH 10 VOLTS DC APPLIED	0.8	MA.
MAXIMUM CATHODE VOLTAGE	100	VOLTS

CONTINUED ON NEXT PAGE

## TUNG-SOL

CONTINUED FROM PRECEDING PAGE.

## DIRECT INTERELECTRODE CAPACITANCES (APPROX.)

## TRIODE UNIT

GRID TO PLATE	1.7	$\mu\text{mf}$
INPUT	1.7	$\mu\text{mf}$
OUTPUT	3.8	$\mu\text{mf}$

## TYPICAL OPERATING CONDITIONS AND CHARACTERISTICS

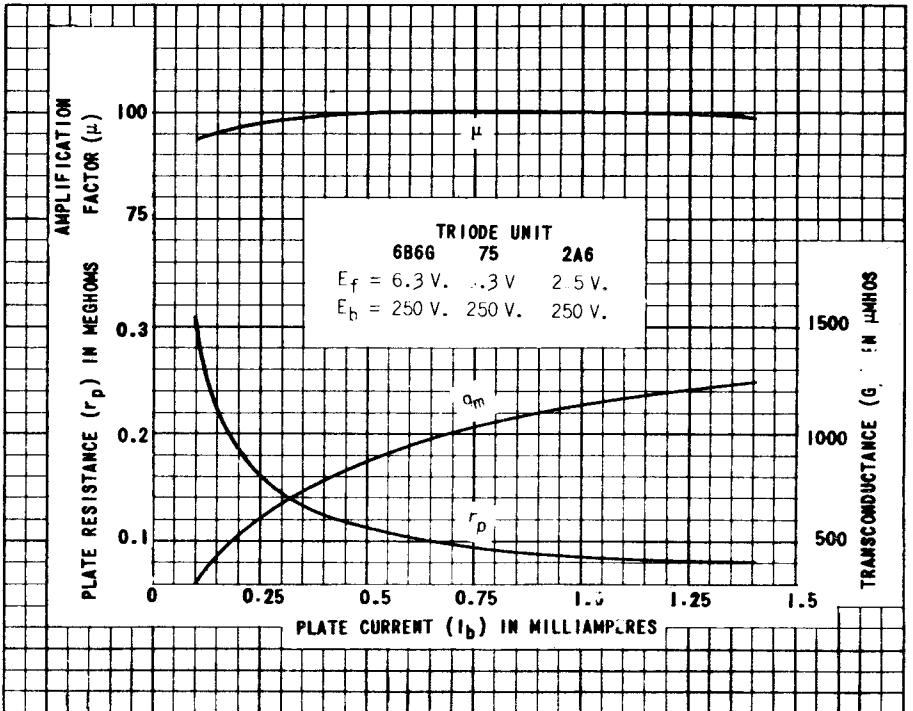
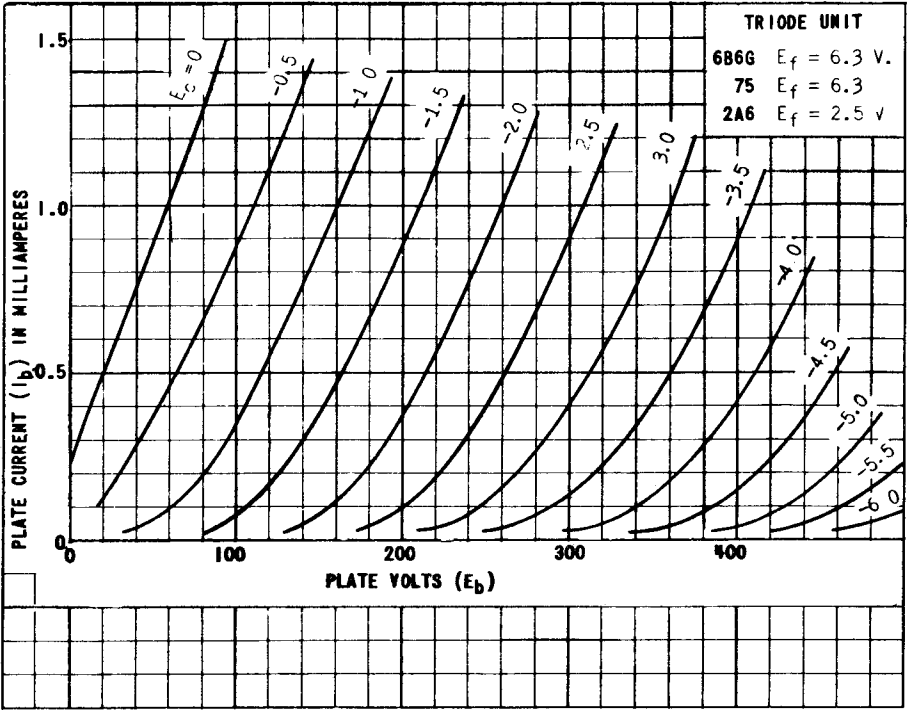
CLASS A<sub>1</sub> AMPLIFIER

## TRIODE UNIT

PLATE VOLTAGE	250	VOLTS
GRID VOLTAGE	-2.0	VOLTS
PLATE CURRENT	0.9	MA.
PLATE RESISTANCE	91 000	OHMS
TRANSCONDUCTANCE	1 100	$\mu\text{MHOS}$
AMPLIFICATION FACTOR	100	

## RESISTANCE COUPLED AMPLIFIER

PLATE SUPPLY VOLTAGE	100	100	250	VOLTS
PLATE LOAD RESISTOR	0.25	0.25	0.25	MEGOHM
CATHODE RESISTOR	0.0	10 000	4 000	OHMS
GRID CIRCUIT RESISTOR	6.0	1.0	1.0	MEGOHMS
GRID COUPLING CONDENSER	0.01	0.05	0.05	$\mu\text{f}$
VOLTAGE GAIN	35	35	52	



PRINTED IN U. S. A.

PLATE 1550 JAN. 15 1945