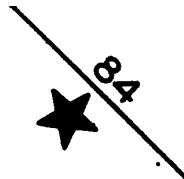





84/6Z4



FULL-WAVE HIGH-VACUUM RECTIFIER

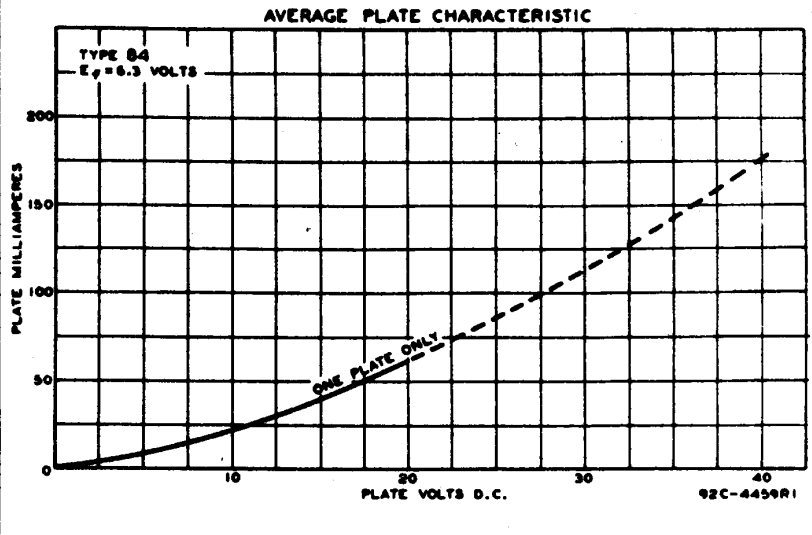
Heater	Coated Unipotential Cathode	
Voltage	6.3	a-c or d-c volts
Current	0.5	amp.
Maximum Overall Length		4-3/16"
Maximum Diameter		1-9/16"
Bulb		ST-12
Base		Small 5-Pin
Pin 1 - Heater		Pin 4 - Cathode
Pin 2 - Plate		Pin 5 - Heater
Pin 3 - Plate		
Mounting Position	BOTTOM VIEW (50)	Any



FULL-WAVE RECTIFIER

Peak Inverse Voltage	1250 max. volts
Peak Plate Current per Plate	180 max. ma.
D-C Heater-Cathode Potential	450 max. volts
<i>Typical Operation with Condenser-Input Filter:</i>	
A-C Plate Voltage per Plate (RMS)	325 max. volts
Total Effective Plate-Supply Impedance per Plate [▲]	65 min. ohms
D-C Output Current	60 max. ma.
<i>Typical Operation with Choke-Input Filter:</i>	
A-C Plate Voltage per Plate (RMS)	450 max. volts
Input-Choke Inductance	10 min. henries
D-C Output Current	60 max. ma.

■ The heater voltage should never fluctuate to exceed 7.5 volts.
 ▲ When a filter-input condenser larger than 40 μf is used, it may be necessary to use more plate-supply impedance than the minimum value shown to limit the peak plate current to the rated value.



FEB. 2, 1940

RCA RADIOTRON DIVISION
RCA MANUFACTURING COMPANY, INC.

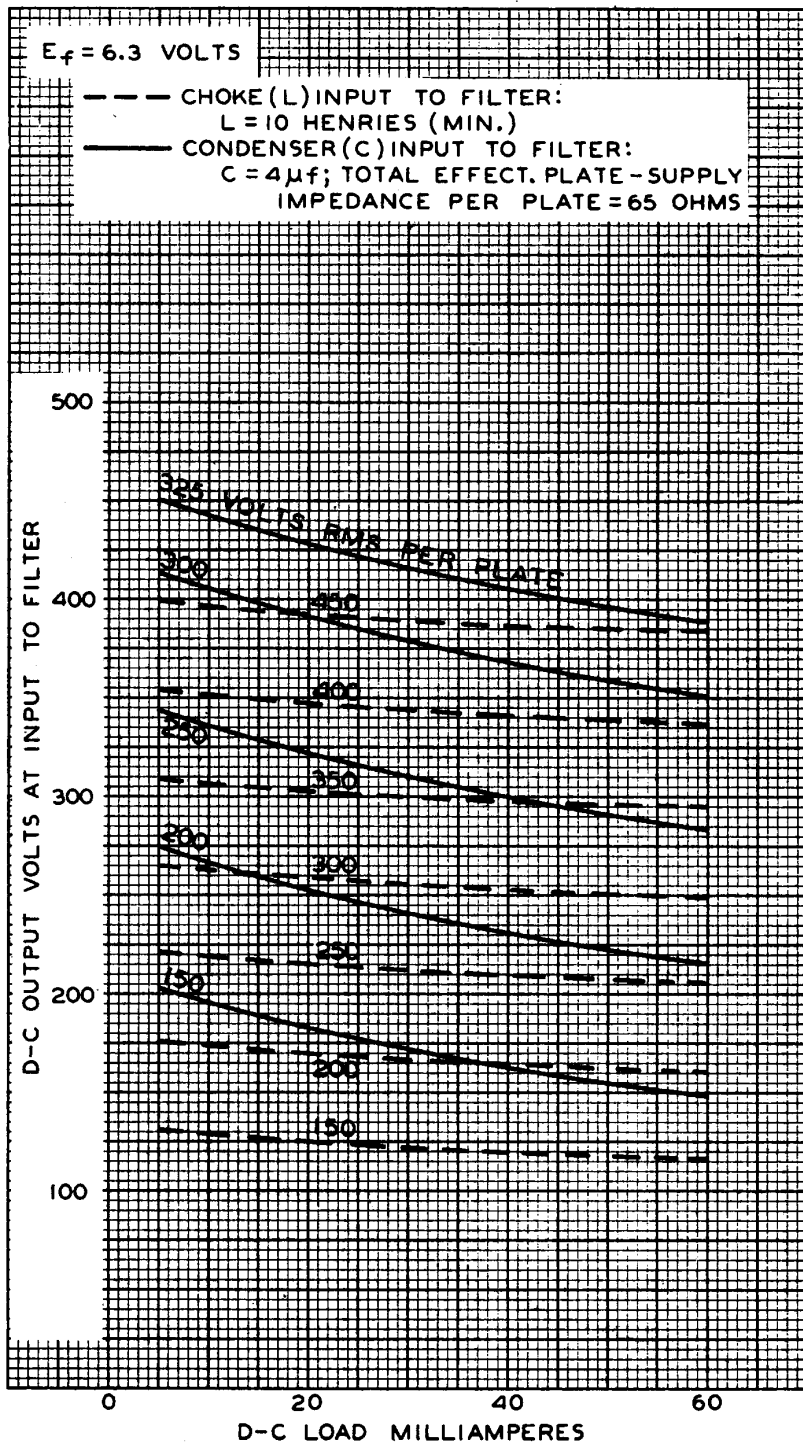
DATA

84



84

OPERATION CHARACTERISTICS



NOV. 29, 1939

RCA RADIOTRON DIVISION
RCA MANUFACTURING COMPANY, INC.

92C-5441R2